

## FEATURES


- Bimetal helix system
- Hermetically sealed
- Stem length max 1.5 Mtr
- Optional External Zero adjustment
- ATEX approved

## APPLICATION

- Liquid & gaseous mediums
- Corrosive environments
- Oil & Gas applications
- Chemical & Petrochemical
- Food & Beverages
- Nuclear power plants

### General purpose

**ATEX 2014/34/UE**



### STANDARD PARAMETERS

Accuracy	: CL 1.0 (Class 1)
Ambient temperature	: -20...+60°C
Over range limits	: 110% full scale
Stem pressure rating	: 25 bar (Without thermowell)
Weld joints	: TIG argon arc welding

### MATERIAL OF CONSTRUCTION

Sensing element	: Coiled bimetal strip
Case & Ring material	: AISI 304 SS
Stem & Process connection material	: AISI 316 SS
Dial	: Aluminum, black graduation on white background
Pointer	: Slotted zero adjustable, aluminum, black powder coated (Fix pointer for DN50)
Gaskets	: NBR
Window	: Sheet glass

### STANDARD SPECIFICATIONS

Dial size	: DN50 / DN 63 / DN80 / DN100 / DN125 / DN150
Range	: -80...0...400 °C / -110...0...752 °F
Mounting pattern	: Direct Bottom connection
Stem size	: 6.0 mm
Ingress protection	: IP 65
Stem length	: 25 mm to 1500 mm*
Process connection type	: Adjustable connection
Process connection	: 1/2" NPT (M) / 1/2" BSP (M)

### STANDARD SPECIFICATIONS : DAMPENING LIQUID FILLED, GLYCERIN

Gaskets & Filling plugs	: NBR
Dampening liquids	: Glycerin 99.7% (-20°C to 65°C) [Up to range 100°C]
Window	: Shatterproof safety glass

### STANDARD SPECIFICATIONS : DAMPENING LIQUID FILLED, SILICON

Gaskets & Filling plugs	: NBR
Dampening liquids	: Silicon oil [Up to range 200°C]
Window	: Shatterproof safety glass

## REFERENCE



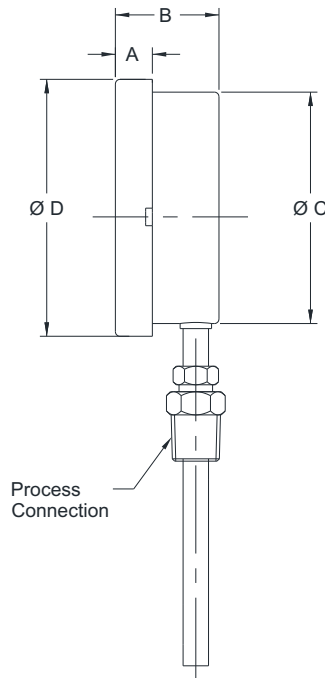
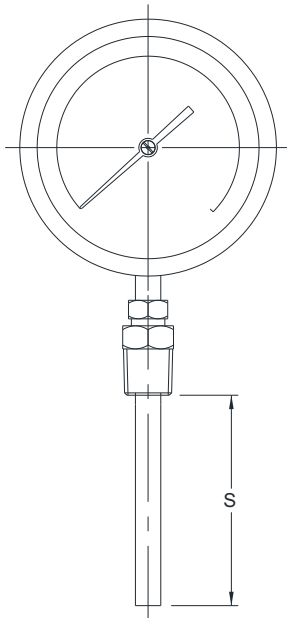
EN 13190

II 2 GD c

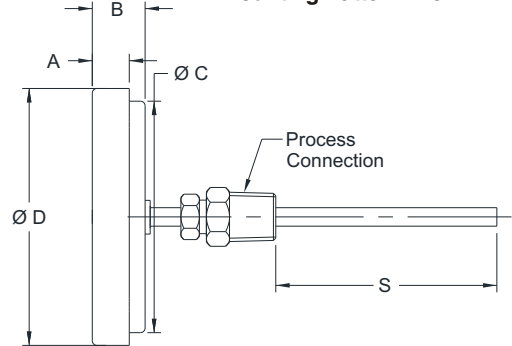
\* Depending on range & stem diameter

## DIMENSIONAL DRAWING

Mounting Pattern: B0



Mounting Pattern: R0



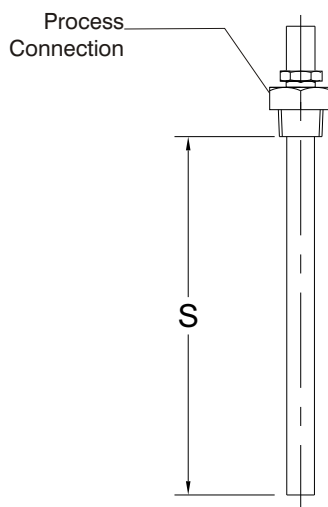
NS	A	B	ØC	ØD	S	Weight (gram)
63	12	48	62.5	70	*	280
80	9.5	48	80	89.5	*	350
100	12	48	100	111	*	500
125	15	48	118.5	129	*	580
150	15	48	149	161	*	800

NS	A	B	ØC	ØD	S	Weight (grams)
50	6.5	23	51.5	57.5	*	108
63	10	23	62.5	70	*	156
80	9.5	23	80	89.5	*	244
100	12	23	100	111	*	518
125	15	23	118.5	129	*	585
150	15	23	149	161	*	625

All dimensions are in mm.

\* As per customer requirement.

## STEM LENGTH CHART



Stem Diameter	6 mm & 1/4"	8 mm	10 mm	12 mm
Range (°C)	Min. Stem Length (mm)			
0...50	130	110	110	110
0...60	110	95	95	95
0...80	95	70	70	70
0...100	75	70	70	70
0...120	70	60	60	60
0...150	60	50	50	50
0...200	50	45	45	45
0...250	40	35	35	35
0...300	60	50	50	50
0...400	50	45	45	45

1. All length mentioned above are to be considered below thread only.
2. For other reduced length, contact factory before ordering.

### NOTES

1. DN50 is available in Centre back connection (R0) only.
2. Equivalent scales available in °F, °C/°F, °F/°C. Please contact factory for details.

### ORDERING CODES

1. DIAL SIZE	04	7. PROCESS CONNECTION TYPE	KW	
02 50 mm / 2"	04	KX Fixed connection	KW	
25 63 mm / 2½"		KW Adjustable connection		
03 80 mm / 3"		BW Swivel / Revolving connection		
04 100 mm / 4"			14N	
05 125 mm / 4½"				
06 150 mm / 6"				
2. RANGE	C16	8. PROCESS CONNECTION	14N	
XXX Refer "Range Table"	C16	14N ½" NPT (M)	14N	
	B0	14B ½" BSP (M)		
		12N ¼" NPT (M) <sup>3</sup>		
		12B ¼" BSP (M) <sup>3</sup>		
		14M M20 X 1.5 mm (M)		
		13B 3/8" BSP (M) <sup>4</sup>		
		T15 1.5" Triclover		
3. MOUNTING PATTERN	B0	15N ¾" NPT (M)		14N
B0 Direct, Bottom connection	B0	15B ¾" BSP (M)		
R0 Centre, Back connection		04N ½" NPT (F)		
	M60	05N ¾" NPT (F)		
		16M M27 X 2.0 mm (M)		
4. STEM DIAMETER	M60	9. OTHER OPTIONS	XX	
M60 6.0 mm	M60	BA Case & Ring in AISI 316 SS (B0)	XX	
I14 ¼" (6.35 mm)		BG Case & Ring in AISI 316 SS (R0)		
M80 8.0 mm		GC Shatterproof safety glass		
M95 9.5 mm		GZ External zero adjustment		
M10 10 mm		OA Dampening liquid, silicon oil (200°C)		
M12 12 mm		RA Rubber parts, Viton		
5. INGRESS PROTECTION	ER	TA 5 - point factory calibration certificate		XX
ER IP 65	ER	TM Material test certificate 2.2		
ES IP 66		XF SS tag plate, AISI 304 SS		
ET IP 67		XG SS tag plate, AISI 316 SS		
EU Hermetically sealed		XT Dial tag marking		
		XR Custom designed dial		
6. STEM LENGTH	150	EG Dampening liquid, glycerin (65°C)	XX	
XXXX Up to 1,500 mm	150			

Rev 01

© 2015 ITEC All rights reserved. Technical specifications are as such at the time of printing. Changes and omissions may happen.

**Ordering Example : T501-04-C16-B0-M60-ER-150-KW-14N**

### RANGE TABLE

RANGE(°C)	CODE	RANGE(°C)	CODE	RANGE(°C)	CODE
-20...+40	C01	0...50	C13	0...200	C20
-20...+60	C02	0...60	C14	0...250	C21
-30...+70	C08	0...80	C15	0...300	C22
-30...+120	C05	0...100	C16	0...400	C23
-50...+100	C11	0...120	C17		
-80...+120	C12	0...150	C18		

### NOTES

- For other connections, please contact factory.
- DN50 is available in Centre back connection (R0) only.
- ¼" connections are available up to ¼" (6.35 mm) stem diameter only.
- 3/8" connections are available up to 10 mm stem diameter only.